


Blood sample packing and shipping

Signatera™
Molecular monitoring (MRD)

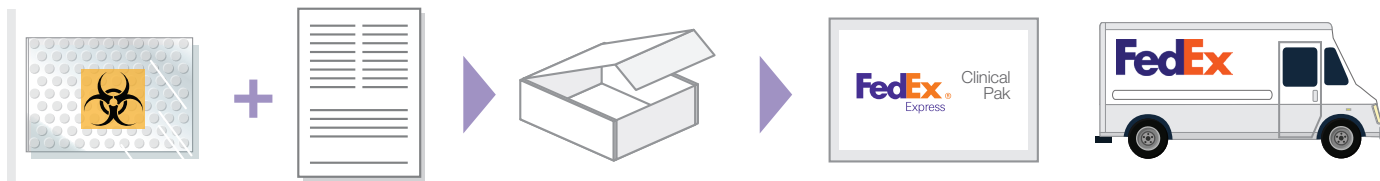
3. Pre-pack sample



A
Complete information on tube labels.

B
Place filled and labeled tubes into the absorbant sleeve and into the metallic envelope. Place the metallic envelope into the biohazard bag.

4. Shipping



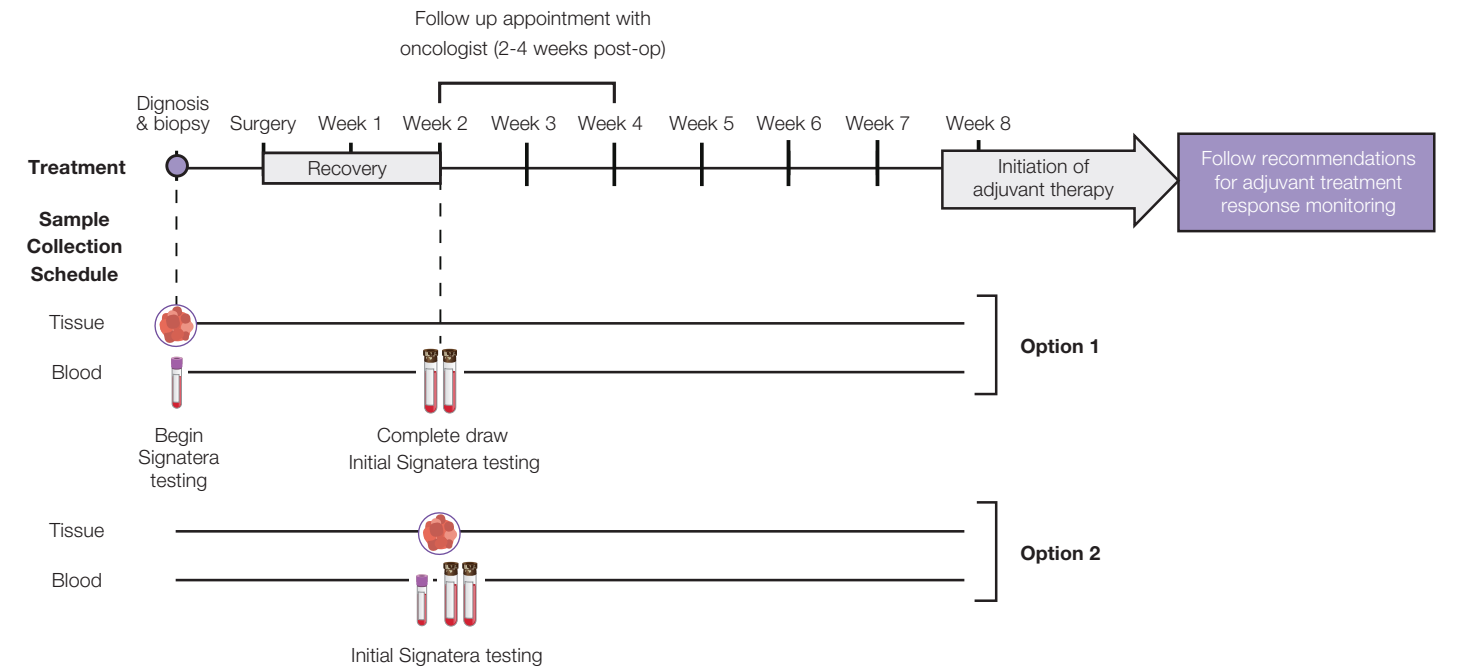
A
Pack blood sample, completed requisition form, copy of patient's insurance, and the cool pack included, into the Signatera Blood Collection Kit box.

B
Place the kit box into the FedEx Clinical Pak envelope provided and affix the prepaid shipping label. Call 1.800.GO.FEDEX to arrange a pickup.

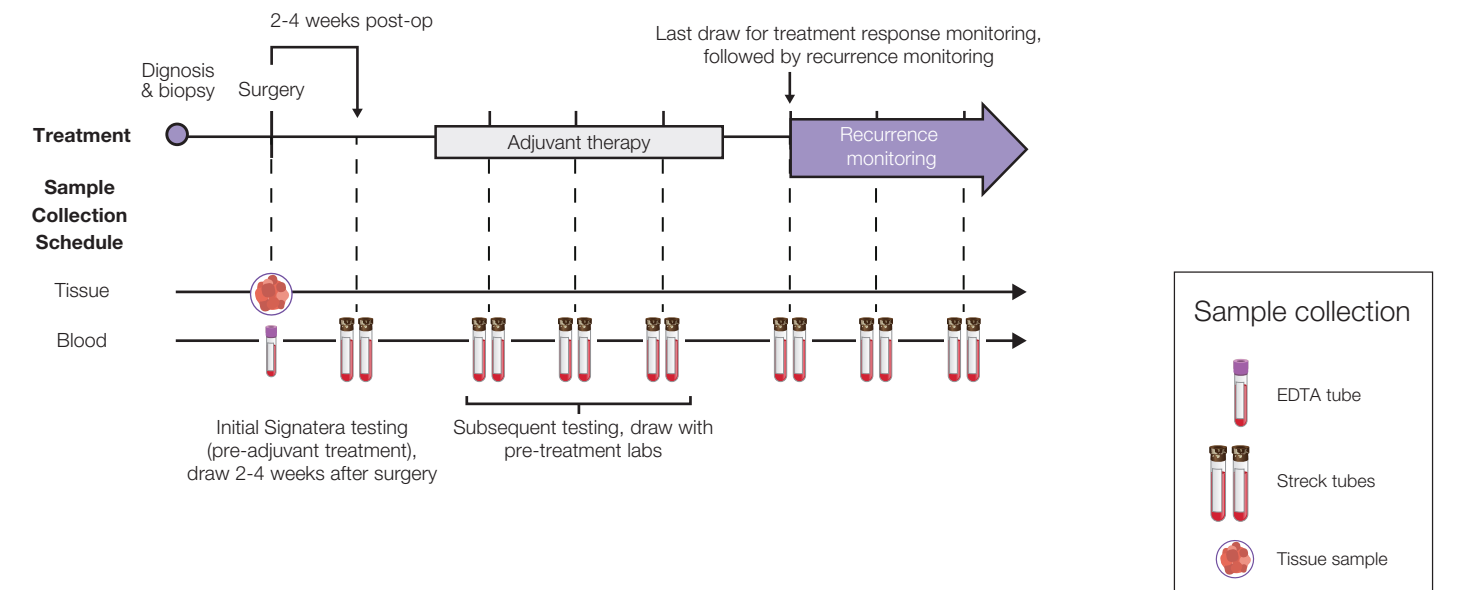
Recommended blood draw and testing frequency

natera™ | **Signatera™**
Molecular monitoring (MRD)

Post-surgical monitoring for molecular residual disease (MRD)

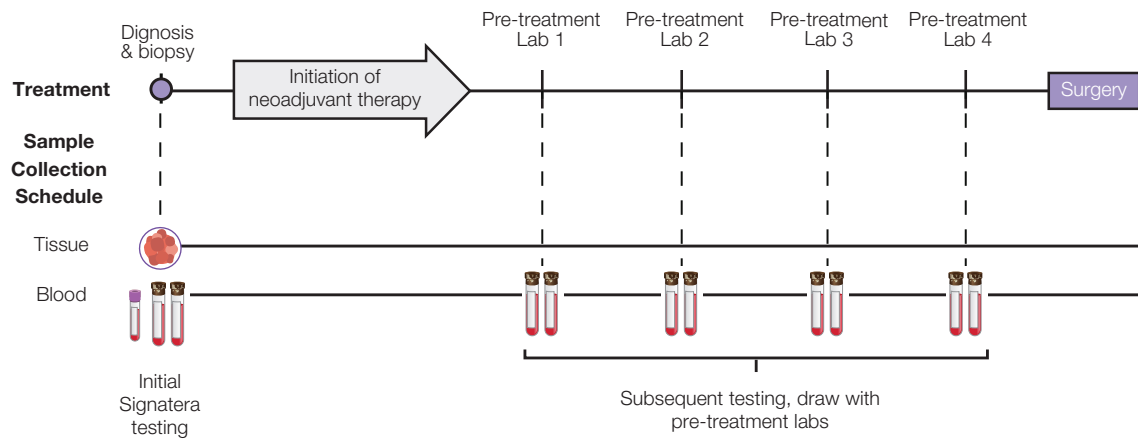


Adjuvant – Treatment response monitoring

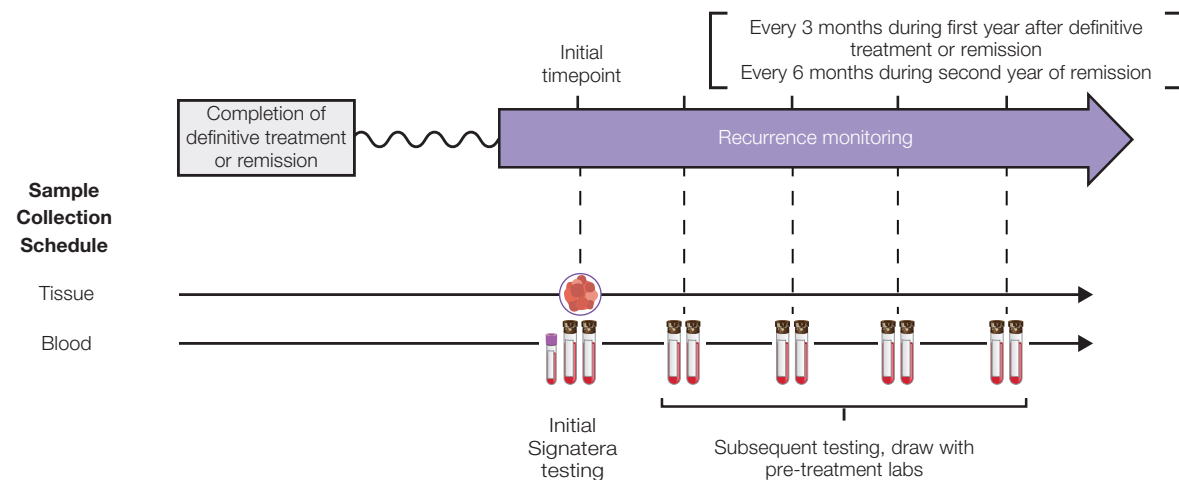


Recommended blood draw and testing frequency

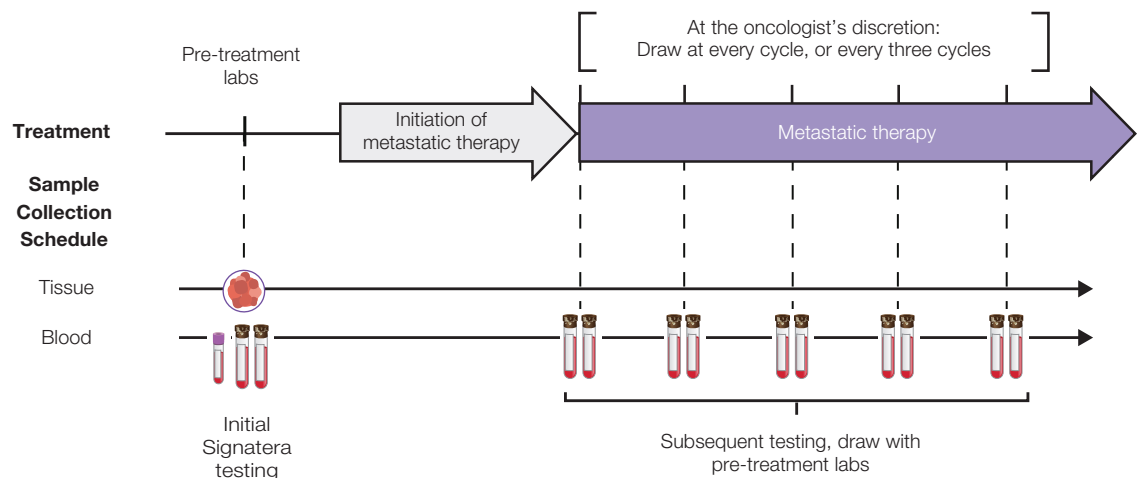
Neoadjuvant—Treatment response monitoring



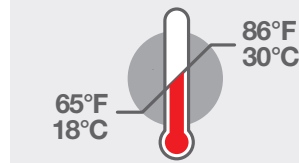
Recurrence monitoring after neoadjuvant therapy, surgery, or adjuvant therapy



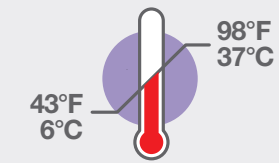
Metastatic—Treatment response monitoring



Blood sample collection instructions



Do NOT store kits in an area where the temperature range is outside 18–30°C or 65–86°F.



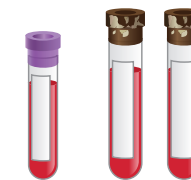
Do NOT expose blood to temperatures outside the range of 43–98°F or 6–37°C.

1. Complete requisition form



- Select the appropriate Signatera screening option.
- Complete ALL appropriate fields on the requisition form.
- Take one barcode sticker and affix it to the requisition form. The remaining bar codes can be used for your paperwork.

2. Collect blood sample



One 6mL EDTA tube AND two 10mL DNA Streck tubes

- Fill two Streck tubes for all patients. An additional 6 mL EDTA is required for first time patients only.
- Fill all tubes completely. If insufficient volume is obtained, draw an additional tube.
- Allow 60–90 seconds for each tube to fill.
- Use 21 gauge straight needle.
- Vein collapse may require second venipuncture with a fresh tube.
- **Gently** invert tube at least 8 times immediately after draw in order to thoroughly mix blood with reagents.
- Do **NOT** shake vigorously.